



MODULAR EGG WORKSPACE



Examples combinations



Because Rome wasn't built in a day either, you should take the time to customise your outdoor kitchen 100% as well. Begin with the framework and slowly expand it with Expansion Frames, Inserts and other Add-ons. Let's make it bigger!

The new Modular EGG Workspace is a kind of Lego® for adults. It is designed in such a way that all the components can be combined and you can continue to expand.

If you want a large work surface, this modular system is just as versatile as the EGG itself. The configuration or style of your outdoor workspace can also be adapted to meet your taste and requirements.

**Exclusive
Big Green Egg
Design**



MODULAR EGG WORKSPACE

2XL

XL

L

M

EGG Frame

Start with the base: the EGG Frame. This includes a stainless steel grid level, hooks for your tools and 4 table leg levellers to stabilize the system on irregular surfaces. The top and legs are made of aluminium. To provide extra strength, the lower shelf frame and crossing beams are made of steel. You can also attach 10 cm castors underneath the legs. The dimensions of the EGG Frame are 76(w) x 76(d) x 77(h) cm.



EGG Frame:

76x88x77 cm
2XL

Item Code:

121837

76x76x77 cm

XLarge

120229

Large

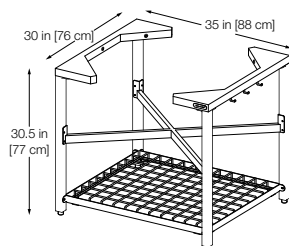
120212

Medium

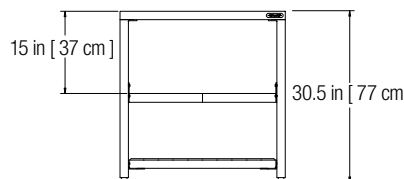
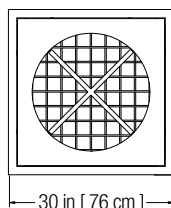
122193

- Includes one EGG Frame, Stainless steel grid insert and Tool hooks
- 4 levellers are included, legs also accept 10 cm Caster kit
- The lower shelf frame and crossing beams are made of steel for extra strength
- Aluminum top frame and legs, if the powder coating scratches the frame remains rust free

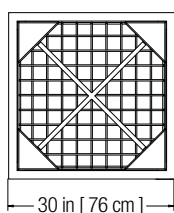
2XL



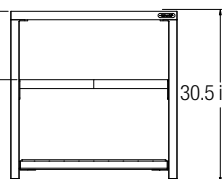
L



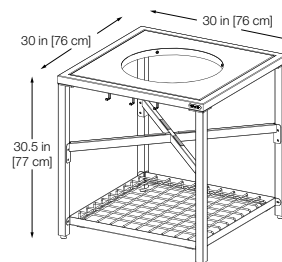
XL



12 in [30 cm]



M



Expansion Frame

If you EGG regularly and are short on workspace, expand your working area using Expansion Frames, which you can embellish with all kinds of beautiful intermediate layers (inserts).


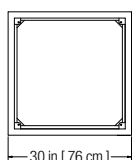
Aside from the frame itself, it contains a Connector Pack (see chapter Add-Ons) and 4 levellers. Decide for yourself what intermediate layers you want to add. You can also attach 10 cm castors underneath the legs.



Expansion Frame

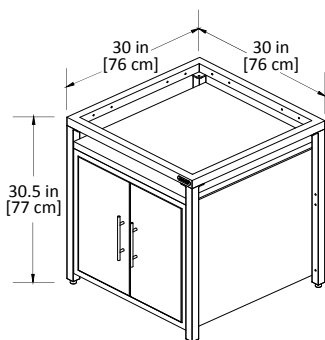
Item code: 120236

- Includes one Expansion Frame and Connector Pack
- 4 levellers are included, legs also accept 10 cm Caster kit
- The lower and middle shelf frames are made of steel for extra strength
- Aluminum top frame and legs, if the powder coating scratches the frame remains rust free





MODULAR EGG WORKSPACE EXPANSION CABINET



Each EGG enthusiast will recognise it; the urge for expansion. After all, where do you store all those indispensable Big Green Egg accessories? In and on the new Expansion Cabinet, of course! You can even store your charcoal in it as this solid cabinet space is watertight. You can, of course, customise it to suit your taste and wishes. So, that's everything nice and tidy again.

Expand your outdoor kitchen step by step. Thanks to the added Connector Pack, you can easily connect the Expansion Cabinet to your EGG Frame or Expansion Frames. As you've come to expect from Big Green Egg, the options in terms of colours and materials are endless. For example, opt for a stainless steel or Acacia wood insert. The Expansion Cabinet is made of powder-coated aluminium and steel, which is light, maintenance-free and durable, and its feet are height adjustable. Welcome to your XL outdoor kitchen!

Expansion Cabinet includes one Connector Pack (connects Expansion Cabinets to EGG Frame or Expansion Frame)

Watertight storage for charcoal and accessories

Powder-coated aluminum construction



Expansion Cabinet Item code: 122247

- Includes one Expansion Frame and Connector Pack
- 4 levellers are included, legs also accept 10 cm Caster kit
- Powder-coated aluminium construction

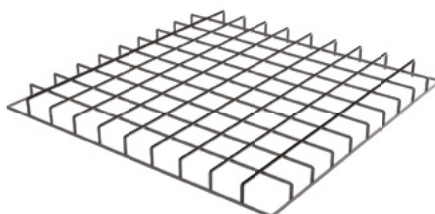


MODULAR EGG WORKSPACE



Inserts

All inserts have the same dimensions, allowing you to organise your workspace to your own requirements and style. Stainless steel below and Acacia above? It's up to you. You can choose from a stainless steel grid insert, a stainless steel insert or an acacia insert. Too much choice? You can always switch after a while.



Stainless Steel Grid Insert

Item code: 120243

Made of 304 stainless steel

Can be inserted face up for holding smaller items or face down which is easier to slide baking stone and convEGGtor out.

Stainless Steel Insert

Item code: 127365

Made of 304 stainless steel

Silicone grommets dampen metal contact between insert and frame

Acacia Wood Insert

Item code: 120250

Made of solid acacia wood

- Designed for outdoor use using slats and galvanized screws

Distressed Acacia Wood Insert

Item code: 120267

Made of solid acacia wood

- The surface is wire-brushed and finished with a neutral topcoat
- Designed for outdoor use using slats and galvanized screws




MODULAR EGG WORKSPACE



Add-Ons:

Connector Pack, Caster Kit and Tool Hooks

You can expand your workspace by using the Connector Pack, for instance, which you can use to attach your EGG Frame to your Expansion Frames. The Caster Kit contains two castors (1 locking) that you can use to raise your workspace 10 cm, as well as making it more mobile. And the Tool Hooks is a stainless steel rack with three hooks that you can attach to your frames, which means you have all your tools at hand. There are also matching wooden screws especially for the Acacia tables. Let your creativity run wild!



Caster Kit

Item code: 120410

Works with Modular EGG workspace, Acacia tables, IntEGGrated Nest+Handler. If an EGG Frame and Expansion Frame are combined, 6 castors are needed. 4 should be placed under the EGG Frame to carry the weight of the EGG.

Tool Hooks

Item code: 120281

- Can be inserted on any side of the EGG frame
- Extra set of Tool Hooks includes wood screws for possible use on Acacia tables

Connector Pack Modular Frames

Item code: 120298

3-Piece Accessory Pack for Modular EGG Workspace

How do you spot an experienced Big Green EGGer? By an organised workstation. With this 3-Piece Accessory Pack, you have everything close by and your hands free for the EGG. Store utensils and herbs in the Storage Rack, hang a roll of kitchen paper/kitchen towel on the Towel Holder, and the ash goes into the Utility Tray. Sleek set-up!



126948

